

IJCLCLP OJS: Reviewer

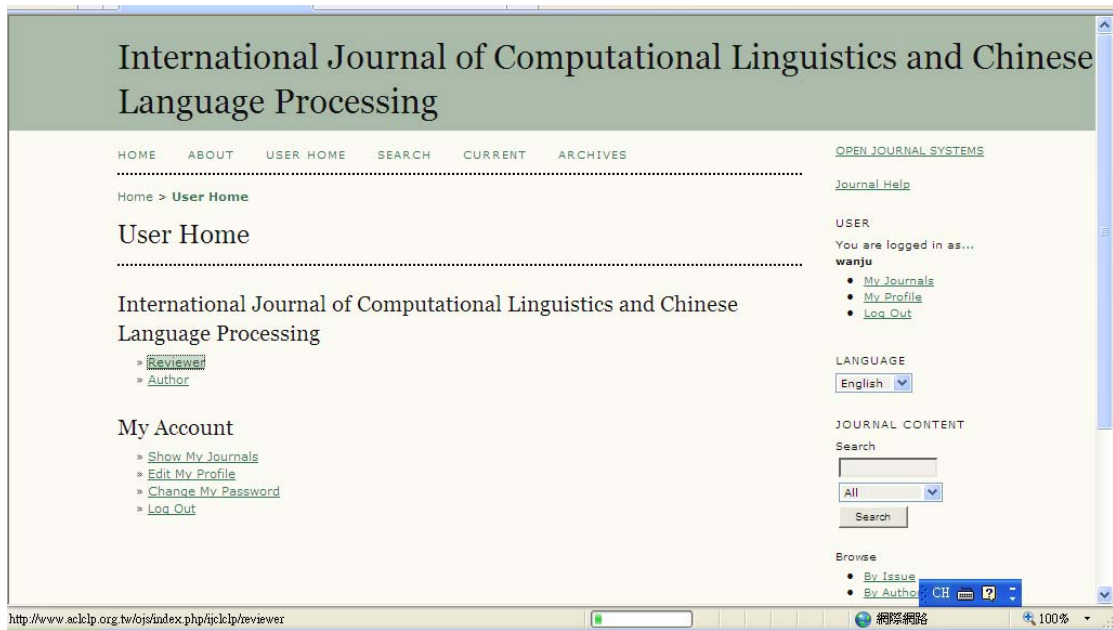
The Reviewer is selected by the Section Editor to review a submission. Reviewers are asked to submit reviews to the journal's web site (although some journals opt for an email review policy – see Journal Setup section 2.2) and are able to upload attachments for the use of the Editor and Author.

Reviewer will receive the mail (Article review request) from section editor.



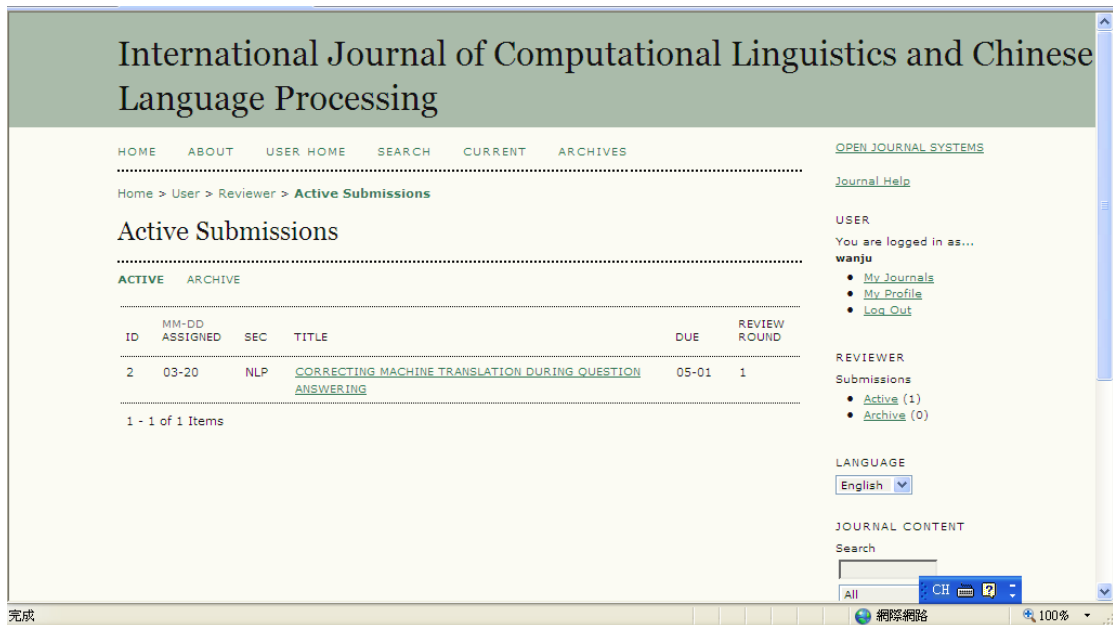
Getting Started:

1. Log in to your OJS account.
2. Select your role as 'Reviewer'.



Reviewing Articles:

In the “Active Submissions” section, select the article title (note the due date of the review):



From the “Review” page, you can see some brief information about the

submission and the review schedule (including the due date of the review):

The screenshot shows a web interface for a journal submission review. The main content area is titled "#2 Review" and contains two sections: "Submission To Be Reviewed" and "Review Schedule".

Submission To Be Reviewed

| | |
|---------------------|---|
| Title | Correcting Machine Translation during Question Answering |
| Journal Section | Natural Language processing |
| Abstract | We are developing a multi-lingual question-answering(QA) system that must provide relevant English answers for a given query; pieces of the answer may be drawn from translated foreign source. An answer that has been incorrectly translated, however, is very likely to be regarded as irrelevant. In this paper, we propose a novel method for correcting a specific type of error that affects overall understanding of the sentence: missing main verb. Our post-reading technique uses examples drawn from related documents determined to be relevant to the query. Our results show that on average 79% of the modified sentences are judged to be more comprehensible than the original MT. |
| Submission Editor | test 1 |
| Submission Metadata | VIEW METADATA |

Review Schedule

| | |
|------------------|------------|
| Editor's Request | 2009-03-20 |
| Your Response | — |
| Review Submitted | — |
| Review Due | 2009-05-01 |

The right sidebar contains navigation and utility links: "USER" (logged in as wanju, with links for My Journals, My Profile, Log Out), "REVIEWER" (Active (1), Archive (0)), "LANGUAGE" (English), "JOURNAL CONTENT" (Search box, All filter, Search button), "Browse" (By Issue, By Author, By Title, Other Journals), and "FONT SIZE" (CH, 100%).

Further down the Review page, you will see the 5 review steps which need to be followed:

The screenshot shows the "Review Steps" section of the journal submission review page. It lists five steps for the reviewer to follow:

1. Notify the submission's editor as to whether you will undertake the review.
Response: Will do the review Unable to do the review
2. Click on file names to download and review (on screen or by printing) the files associated with this submission.
Submission will be made available, if and when reviewer agrees to undertake review
3. Click on icon to fill in the review form.
Review Form
4. In addition, you can upload files for the editor and/or author to consult.
Uploaded files: None

[ENSURING A BLIND REVIEW](#)
5. Select a recommendation and submit the review to complete the process. You must enter a review or upload a file before selecting a recommendation.
Recommendation:

The right sidebar contains "FONT SIZE" (A, A, A) and "INFORMATION" (For Readers, For Authors, For Librarians).

Step 1: To accept the request, click the “Will do the review” icon and send the email message that is generated. To decline the request, click the “Unable to do the review” icon and send the email message that is generated.

Step 2: Click the file name to read the submitted article (as well as any supplementary files). Depending on the settings of your journal, the reviewer may not be able to see the file until they have accepted the

review request. Once the acceptance email is sent, the link to the file will appear.

Step 3: Click the “Review Form” icon to record your review. You need to enter text, check boxes, make selections of all required fields:

Home > User > Reviewer > #2 > Review Form Response

Review Form Response

IJCLCLP Review Form

Paper Title *

Quality

1. Relevance & Interests to the Journal *

Excellent
 Good
 Fair
 Poor
 Unacceptable

2. Significance / Originality *

Excellent
 Good
 Fair
 Poor

USER
You are logged in as...
wanju

- [My Journals](#)
- [My Profile](#)
- [Log Out](#)

REVIEWER
Submissions

- [Active \(1\)](#)
- [Archive \(0\)](#)

LANGUAGE
English

JOURNAL CONTENT
Search

All

Browse

- [By Issue](#)
- [By Author](#)
- [By Title](#)
- [Other Journals](#)

FONT SIZE CH

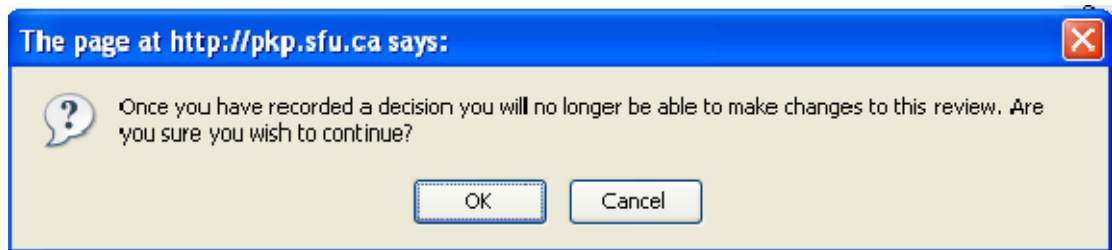
完成 網路網路 100%

Save your reviews. You may return to this form and add additional information at anytime until your review is complete. When you have finished your review, select “Done”.

Step 4: If you wish to upload files for the author and/or the editor to consult, use the “Upload files” tool. (**Important**: Please read the linked information on ensuring a blind review.)

Step 5: Select a recommendation and submit the review to complete the process. You must enter a review or upload a file before selecting a recommendation:

Once you have submitted a review to the editor, you will no longer be able to make changes to your review. Be sure you have completed your review before clicking the submit button:



At this point, an email message will also be provided, informing the Section Editor of the completion of your review: